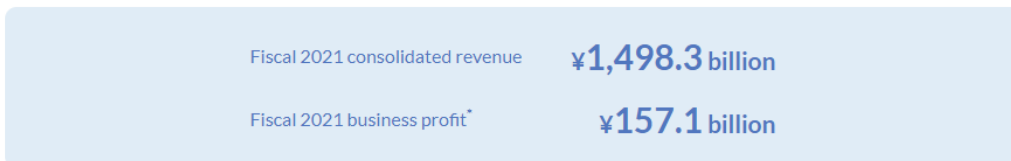
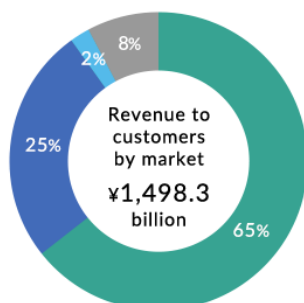


(As of December 31, 2021)

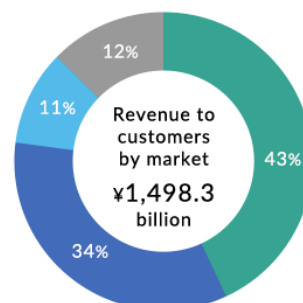


Revenue by Business Segment
(Fiscal 2021)



Pharmaceuticals	¥977.5 billion
Nutraceuticals	¥376.6 billion
Consumer Products	¥31.9 billion
Others	¥112.3 billion

Revenue by Geographical Segment
(Fiscal 2021)



Japan	¥647.2 billion
North America	¥509.7 billion
Europe	¥156.7 billion
Others	¥184.6 billion

* Business profit = Revenue - Cost of sales - Selling, general and administrative expenses + Share of profit of associates - R&D expenses